



ICC-ES Evaluation Report ESR-3085

Reissued August 2022

This report is subject to renewal August 2023.

DIVISION: 07 00 00—THERMAL AND MOISTURE PROTECTION

Section: 07 46 33—Plastic Siding

REPORT HOLDER:

CERTAINTED LLC

EVALUATION SUBJECT:

CERTAINTED CEDAR IMPRESSIONS® POLYMER SHAKE AND SHINGLE SIDING

1.0 EVALUATION SCOPE

1.1 Compliance with the following codes:

- 2021, 2018, 2015 and 2012 *International Building Code*® (IBC)
- 2021, 2018, 2015 and 2012 *International Residential Code*® (IRC)

Properties evaluated:

- Exterior veneer
- Wind load resistance—transverse
- Ignition resistance (2021 and 2018 IBC only)

1.2 Evaluation to the following green code(s) and/or standards:

- 2019 California Green Building Standards Code (CALGreen), Title 24, Part 11
- 2020, 2015, 2012 and 2008 ICC 700 *National Green Building Standard*™ (ICC 700-2020, ICC 700-2015, ICC 700-2012 and ICC 700-2008)

Attributes verified:

- See Section 3.1

2.0 USES

CertainTeed Cedar Impressions® Polymer Shake and Shingle Siding is used as exterior wall coverings over approved sheathing or substrate capable of supporting the imposed loads on buildings of all types of construction under the 2021 and 2018 IBC and on structures constructed in accordance with the IRC. Under the 2015 and 2012 IBC, the CertainTeed Cedar Impressions® Polymer Shake and Shingle Siding products are limited to Type VB construction (IBC), and on structures constructed in

accordance with the IRC, over approved sheathings capable of supporting the imposed loads, including but not limited to positive and negative transverse wind loads.

3.0 DESCRIPTION

3.1 Siding:

The Cedar Impressions® Polymer Shake and Shingle sidings are molded into siding panels or individual shingles from polypropylene (PP) resins. The siding panels and individual shingles conform to, and are certified and labeled in accordance with, ASTM D7254. The accessory items, used to detail the application of the product as an exterior wall covering, are of the same material except for the starter strips, which are steel and aluminum.

All siding panels and individual shingles have an upper nailing flange with 1-inch-by-³/₁₆-inch (25.4 mm by 4.8 mm) elongated nail slots spaced 1½ inches (38.1 mm) on center and a lower locking leg that hooks into the upper edge of the lower course. The nailing flange has a ¹/₈-inch (3.2 mm) nail hole at the center of the panel. All panels also have side lock tabs.

The siding panels and individual shingles are available in different colors with varying shingle shapes and wood-grain textures. Siding panels and individual shingles range in nominal nail flange thickness from 0.090 inch to 0.125 inch (2.3 mm to 3.2 mm). The siding panels have lengths of 32 inches to 73½ inches (813 mm to 1867 mm). The individual shingles have lengths of 4 inches to 8 inches (102 mm to 203 mm). The accessory shapes include inside/outside corners, cornice moldings, receivers and starter strips. Refer to Table 1 and Figure 1 for panel thicknesses, lengths and profiles within the scope of this report.

The attributes of the siding panels have been verified as conforming to the provisions of (i) CALGreen Sections A4.405.1.3 (prefinished materials) and A5.406.1.2 (reduced maintenance); (ii) ICC 700-2020 Sections 601.7 and 11.601.7, ICC 700-2015 and ICC 700-2012 Sections 601.7, 11.601.7, and 12.1(A).601.7 (site-applied finishing materials); and (iii) ICC 700-2008 Section 601.7 (site-applied finishing materials). Note that decisions on compliance for those areas rest with the user of this report. The user is advised of the project-specific provisions that may be contingent upon meeting specific conditions, and the verification of those conditions is outside the scope of this report. The code may provide supplemental information as guidance.

3.2 Sheathing Substrate:

- Solid plywood structural sheathing complying with DOC PS-1.
- 7/16-inch or 1/2-inch (11.1 mm or 12.7 mm) Exposure 1 oriented strand board (OSB) sheathing complying with DOC PS-2.

3.3 Fasteners:

Siding panels and individual shingles must be attached to sheathing with galvanized, or stainless steel ring shank roofing nails with lengths of 1 1/2 inches or 1 5/8 inches (38 mm or 41 mm), a steel shank diameter of 1/8 inch (3.18 mm), and a 3/8-inch- or 7/16-inch-diameter (9.5 mm or 11.1 mm) head.

4.0 INSTALLATION

4.1 General:

Cedar Impressions® Polymer Shake and Shingle siding must be installed in accordance with the manufacturer's published installation instructions, the applicable code and this report. The manufacturer's published installation instructions and this report must be strictly adhered to, and a copy of the instructions must be available on the jobsite at all times during installation.

The siding panel must be installed over the sheathing substrate in accordance with the applicable code. The siding panel and accessories must be fastened to framing having a minimum specific gravity of 0.42, or structural sheathing, with roofing nails with a minimum embedment into framing of 3/4 inch (19.1 mm). When fastening to structural sheathing, nail penetration must be at least 3/4 inch (19.1 mm) beyond the backside of the sheathing. Accessory materials such as corners, starter strips and trim must be fastened in accordance with the manufacturer's instructions, with the starter strip fastened similar to the siding panel.

4.2 Wind Resistance:

The allowable negative wind pressures for the products shown in Table 1 must exceed the design negative wind pressures determined in accordance with Chapter 16 of the IBC or Section R301.2.1 of the IRC.

The siding panel must be installed only on exterior walls covered by a solid sheathing capable of supporting the imposed loads, including but not limited to positive and negative transverse wind loads.

4.3 Use on Exterior Walls in Types I, II, III and IV Construction in accordance with 2021 and 2018 IBC Section 1405.1 (Ignition Resistance):

When the exterior wall is sheathed with fire retardant treated wood sheathing, CertainTeed Cedar Impressions® Polymer Shake and Shingle Siding can be used on the exterior side of exterior walls on buildings of Types I, II, III or IV construction. The siding shows no sustained flaming at a maximum tolerable level of incident radiant heat flux of 12.5 kW/m², when tested in accordance with NFPA 268. The minimum fire separation distance required shall be determined from 2021 and 2018 IBC Table 1405.1.1.1.2. The installation of the siding must comply with the applicable requirements in 2021 and 2018 IBC Section 1405.1.

5.0 CONDITIONS OF USE

The CertainTeed Cedar Impressions® Polymer Shake & Shingle Siding described in this report complies with, or is a suitable alternative to what is specified in, those codes listed in Section 1.0 of this report, subject to the following conditions:

- 5.1 Installation must comply with this report, the manufacturer's published instructions and the

applicable code. In the event of a conflict between the manufacturer's published installation instructions and this report, this report governs.

- 5.2 The siding is limited to the design pressures shown in Table 1. In jurisdictions adopting the IRC, the siding must be installed in accordance with 2021, 2018 and 2015 IRC Table R703.3(1) [2012 IRC Table R703.4] and limited to areas where the design wind pressure does not exceed the design values shown in Table 1.
- 5.3 The siding can be used on all types of construction under the 2021 and 2018 IBC, and to structures constructed in accordance with the IRC. For Types I, II, III and IV construction, installation must comply with Section 4.3 of this report.
- 5.4 The siding is limited to use on construction Type VB under the 2015 and 2012 IBC and to structures constructed in accordance with the IRC.
- 5.5 Under Section 1403.12.2 of the 2021 and 2018 IBC, the fire separation distance between the building with the siding and adjacent buildings must be no less than 10 feet (3048 mm). For Types I, II, III and IV construction, the fire separation distance must comply with 2021 and 2018 IBC Section 1403.12.2 and Section 4.3 of this report.
- 5.6 Under Section 1404.12.2 of the 2015 and 2012 IBC, the fire separation distance between the building with the siding and adjacent buildings must be no less than 10 feet (3048 mm).
- 5.7 Under Section R703.14.2 of the 2021, 2018 and 2015 IRC, the siding must not be installed on walls with a fire separation distance of less than 5 feet (1524) and walls closer than 10 feet (3048 mm) to a building on another lot unless the walls are perpendicular to the line used to determine the fire separation distance.
- 5.8 The exterior walls must be braced or sheathed to resist racking loads with approved materials in accordance with the requirements of the applicable building code.
- 5.9 The sheathing must be covered with a water-resistive barrier, as required by the applicable code prior to installing the siding, and must comply with IBC Section 1403.2.
- 5.10 The CertainTeed Cedar Impressions® Polymer Shake and Shingle Siding is manufactured in McPherson, Kansas, under a quality control program with inspections by ICC-ES.

6.0 EVIDENCE SUBMITTED

- 6.1 Data in accordance with the ICC-ES Acceptance Criteria for Polypropylene Siding (AC366), dated October 2018 (editorially revised March 2021).
- 6.2 Data in accordance with NFPA 268.
- 6.3 Data in accordance with ASTM E84.

7.0 IDENTIFICATION

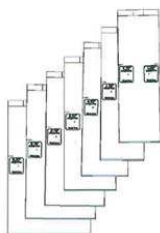
- 7.1 The siding panels and shingles described in this report are identified by a stamp bearing the manufacturer's name (CertainTeed), the product name and code, the statement "Conforms to ASTM Specification D7254," and the evaluation report number (ESR-3085).
- 7.2 The report holder's contact information is the following:

CERTAINTEED LLC
20 MOORES ROAD
MALVERN, PENNSYLVANIA 19355
(800) 233-8990
www.certainteed.com

TABLE 1—CEDAR IMPRESSIONS POLYMER SHAKE AND SHINGLE SIDING

PRODUCT NAME	PRODUCT CODE	STYLE	NAILING FLANGE THICKNESS (inch)	LENGTH (inches)	FASTENER SPACING (inches)	ALLOWABLE NEGATIVE WIND LOAD ¹ (psf)
Individual 5-inch Sawmill Shingles	30146	Individual 5-inch Shingles	0.090	Varies ²	Staples ³	231
Triple 5-inch Straight Edge Sawmill Shingles	30106	Triple 5-inch Shingles	0.100	60	10	43
Single 6 ¹ / ₃ -inch Perfection Shapes Scallop	30147	Single 6 ¹ / ₃ -inch Shingles	0.090	42	8	117
Single 6 ¹ / ₃ -inch Perfection Shapes Octagon	30148	Single 6 ¹ / ₃ -inch Shingles	0.090	42	8	102
Single 6 ¹ / ₃ -inch Perfection Shapes Half-Cove	30149	Single 6 ¹ / ₃ -inch Shingles	0.090	42	8	114
Single 7-inch Perfection Shingles	30137	Single 7-inch Shingles	0.090	73.5	10	105
Double 7-inch Straight Edge Perfection Shingles 3G	30144	Double 7-inch Shingles	0.090	48	8	65
Double 7-inch Staggered Perfection Shingles	30143	Double 7-inch Shingles	0.100	48	8	89
Double 7-inch Straight Edge Rough-Split Shakes	30141	Double 7-inch Shingles	0.125	57	10	59
Double 9-inch Staggered Edge Rough-Split Shakes	30136	Double 9-inch Shakes	0.125	57	10	37

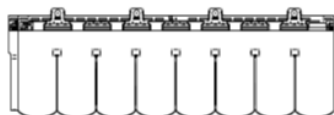
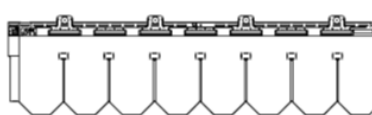
For SI: 1 inch = 25.4 mm

NOTES:¹Allowable loads as determined per A1.2.1 of ASTM D7254.²Individual 5-inch Straight Edge Sawmill Shingles are available in 4-inch, 4¹/₄-inch, 5-inch, 5³/₄-inch, 6³/₄-inch and 8-inch lengths.³Individual 5-inch Straight Edge Sawmill Shingles fasteners are no. 16 gage staples with a minimum length of 1¹/₂ inch (38 mm) and a crown width of ⁷/₁₆ inch (11.1 mm), spaced ³/₄ inch (19.1 mm) from each shingle edge into the sheathing.

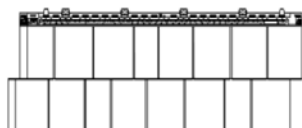
Individual 5-inch Sawmill Shingles



Triple 5-inch Straight Edge Sawmill Shingles

Single 6¹/₃-inch Perfection Shapes ScallopSingle 6¹/₃-inch Perfection Shapes OctagonSingle 6¹/₃-inch Perfection Shapes Half-Cove

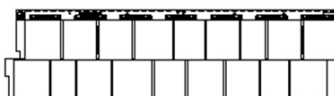
Single 7-inch Perfection Shingles



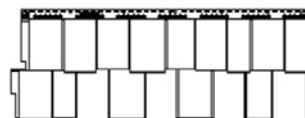
Double 7-inch Straight Edge Perfection Shingles 3G



Double 7-inch Staggered Perfection Shingles



Double 7-inch Straight Edge Rough-Split Shakes



Double 9-inch Staggered Edge Rough-Split Shakes

FIGURE 1—PRODUCT PROFILES

DIVISION: 07 00 00—THERMAL AND MOISTURE PROTECTION
Section: 07 46 33—Plastic Siding

REPORT HOLDER:**CERTAINTEED LLC****EVALUATION SUBJECT:****CERTAINTEED CEDAR IMPRESSIONS® POLYMER SHAKE AND SHINGLE SIDING****1.0 REPORT PURPOSE AND SCOPE****Purpose:**

The purpose of this evaluation report supplement is to indicate that CertainTeed Cedar Impressions® Polymer Shake and Shingle Siding, described in ICC-ES evaluation report ESR-3085, have also been evaluated for compliance with the codes noted below.

Applicable code editions:

- 2019 *California Building Code*® (CBC)

For evaluation of applicable chapters adopted by the California Office of Statewide Health Planning and Development (OSHPD) AKA: California Department of Health Care Access and Information (HCAI) and the Division of State Architect (DSA), see Sections 2.1.1 and 2.1.2 below.

- 2019 *California Residential Code*® (CRC)

2.0 CONCLUSIONS**2.1 CBC:**

The CertainTeed Cedar Impressions® Polymer Shake and Shingle Siding, described in Sections 2.0 through 7.0 of the evaluation report ESR-3085, comply with CBC Chapter 14, provided the design and installation are in accordance with the 2018 *International Building Code*® (IBC) provisions noted in the evaluation report and the applicable provisions of the CBC.

2.1.1 OSHPD:

The applicable OSHPD Sections of the CBC are beyond the scope of this supplement.

2.1.2 DSA:

The applicable DSA Sections of the CBC are beyond the scope of this supplement.

2.2 CRC:

The CertainTeed Cedar Impressions® Polymer Shake and Shingle Siding, described in Sections 2.0 through 7.0 of the evaluation report ESR-3085, comply with CRC Chapter 7, provided the design and installation are in accordance with the 2018 *International Residential Code*® (IRC) provisions noted in the evaluation report and the additional requirements of the CRC.

This supplement expires concurrently with the evaluation report, reissued August 2022.

ICC-ES Evaluation Report

ESR-3085 FBC Supplement

Reissued August 2022

This report is subject to renewal August 2023.

www.icc-es.org | (800) 423-6587 | (562) 699-0543

A Subsidiary of the International Code Council®

DIVISION: 07 00 00—THERMAL AND MOISTURE PROTECTION
Section: 07 46 33—Plastic Siding

REPORT HOLDER:

CERTAINTEED LLC

EVALUATION SUBJECT:

CERTAINTEED CEDAR IMPRESSIONS® POLYMER SHAKE AND SHINGLE SIDING

1.0 REPORT PURPOSE AND SCOPE

Purpose:

The purpose of this evaluation report supplement is to indicate that CertainTeed Cedar Impressions® Polymer Shake and Shingle Sidings, described in ICC-ES evaluation report ESR-3085, have also been evaluated for compliance with the codes noted below.

Applicable code editions:

- 2020 *Florida Building Code—Building*
- 2020 *Florida Building Code—Residential*

2.0 CONCLUSIONS

The CertainTeed Cedar Impressions® Polymer Shake and Shingle Sidings, described in Sections 2.0 through 7.0 of the evaluation report ESR-3085, comply with the 2020 *Florida Building Code—Building* and *Florida Building Code—Residential*. The design requirements must be determined in accordance with the *Florida Building Code—Building* and *Florida Building Code—Residential*, as applicable. The installation requirements noted in ICC-ES evaluation report ESR-3085 for the 2018 *International Building Code*® (IBC) meet the requirements of the or the *Florida Building Code—Building*, as applicable, with the following conditions:

- Siding is limited to use in Construction Type VB and on structures in accordance with the *Florida Building Code—Residential*.
- Clearance between exterior wall coverings and final earth grade must meet the requirements of Section 1403.8 of the *Florida Building Code—Building* or Section R318.7 *Florida Building Code—Residential*, as applicable.

Use of the CertainTeed Cedar Impressions® Polymer Shake and Shingle Sidings for compliance with the High-Velocity Hurricane Zone provisions of the *Florida Building Code—Building* and *Florida Building Code—Residential* has not been evaluated, and is outside the scope of this supplemental report.

For products falling under Florida Rule 61G20-3, verification that the report holder's quality assurance program is audited by a quality assurance entity approved by the Florida Building Commission for the type of inspections being conducted is the responsibility of an approved validation entity (or the code official when the report holder does not possess an approval by the Commission).

This supplement expires concurrently with the evaluation report, reissued August 2022.